



## **ORIGINAL HAND PUMPS**



**For numerous industrial and domestic applications, a Sigma hand pump remains the solution.**

## **SIGMA FOR QUALITY & SERVICE**

Since the 1960's SIGMA Engineering (M/C) Ltd have been the exclusive distributor of the world renowned Sigma semi-rotary hand pumps.

This long experience of customer requirements worldwide has established our outstanding service incorporating prompt delivery from extensive stocks of the highest quality pumps at realistic prices.

**REALISTIC PRICES \* QUALITY \* RELIABILITY**

### **EUROPEAN MANUFACTURING QUALITY**



The famous Sigma factories are located in the Czech Republic, renowned for its standards of industrial achievement.

Our semi-rotary pumps meet all industrial standards of major European countries and have been awarded the German label TÜV/GS by TÜV Hamburg to EN ISO 9001.

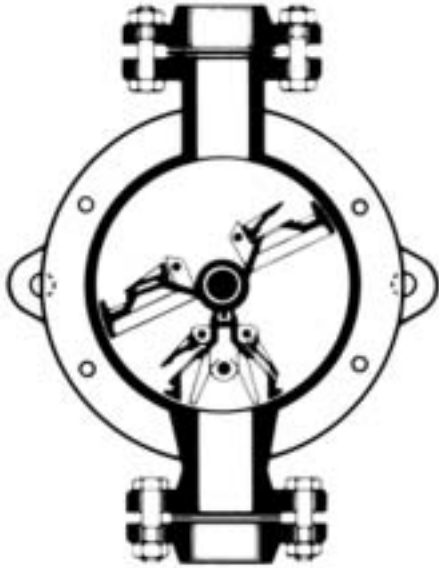
### **SEMI-ROTARY SIGMA 'K' PUMPS**

The Sigma semi-rotary pump is still the only satisfactory answer when:-

- An inexpensive pump is required
- Power is not available
- 100% reliability is necessary

The simple and robust design, quality of materials and workmanship guarantee long and effective service.

***Please contact us for our terms of business***



The Sigma'K' pump incorporates many original technical features which make it the best of its type.

- Reinforced inlet, discharge and lugs – prevent breakage, even if subjected to rough treatment.
- The tapered internal body – this unique technological advantage assures automatic settlement of the wings in the body and guarantees smooth efficient operation even after years of usage.
- A frost plug – allows water to be drained if there is a risk of frost.
- Thorough quality control – each pump is individually tested to a suction lift of 7m of water and 20m of delivery head.

## APPLICATIONS

The great versatility of the semi-rotary pump makes it suitable for the handling of clear and light liquids such as water, petrol, diesel and all fuels, paraffin, alcohol, light chemical solutions and edible oils.

The standard range is of Cast Iron construction with Brass internals. More corrosive liquids i.e. salt water and strong chemical solutions are handled by the Bronze model.

These pumps are the only hand pumps safe for use with very hot liquids.

## MAIN USERS

- Diesel Engine Manufacturers
- Petro-Chemical Industry
- Marine Applications
- Construction Industry
- Agricultural Industry
- Garage Equipment
- Reliable Back-Up for Electrical Pumps

Substantial stocks – sizes 00 to 7 in Standard Construction ensure prompt deliveries. Stock pumps are in green and other colours by special order.

We also cater for customers' special requirements and modifications.

## **SHARING IN OUR SUCCESS**

Our network of distributors are able to supply the correct pump for the correct job at the right price and consequently, have each created, over the years, a substantial trading operation – with satisfied customers.

SIGMA supports these activities by supplying pumps promptly anywhere in the world and providing a complete after-sales service together with marketing assistance to our distributors.

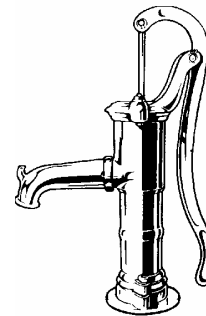
**WE ARE EXPANDING AND THERE IS NOW AN OPPORTUNITY FOR NEW DISTRIBUTORS TO JOIN IN OUR SUCCESS.**

## ALSO AVAILABLE

### LOW STAND PUMPS

TYPE: NP

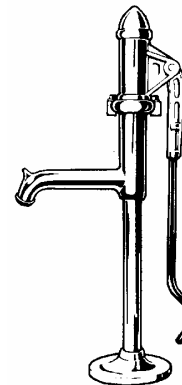
- Capable of pumping water from a depth to 7m
- Both functional and decorative
- Cast iron body



### HIGH STAND PUMPS

TYPE: STANDARD

- For pumping drinking or service water from dug or drilled wells of a depth up to 29m
- Cast iron body



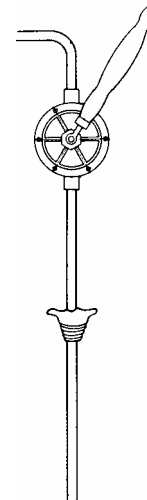
### SEMI-ROTARY PUMPS

TYPE: KBS-II

An original "K" Pump, without lugs

**Optional accessories:**

- Suction tube with tapered connecting plug
- Discharge or Outlet tube



For further enquiries, please contact:

**SIGMA ENGINEERING (M/C) LTD**  
**26 CHURCH STREET**  
**ALTRINCHAM, CHESHIRE**  
**ENGLAND WA14 4DW**  
**Tel: 00 44 (0)161 928 9988**  
**Fax: 00 44 (0) 161 926 8726**  
**E-mail: [Office@sigmaengineering.co.uk](mailto:Office@sigmaengineering.co.uk)**

